

 **MARUTI SUZUKI COMMERCIAL**

NEW **EECO CARGO**
MAKES EVERY _____
BUSINESS SPECIAL



*Images for illustration purposes only. ^In petrol variant only.



**1.2L ADVANCED K-SERIES
DUAL JET, DUAL VVT ENGINE**



DIGITAL INSTRUMENT CLUSTER



ENGINE IMMOBILIZER



**8+ SAFETY FEATURES WITH
4 REVERSE PARKING SENSORS**



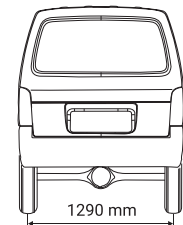
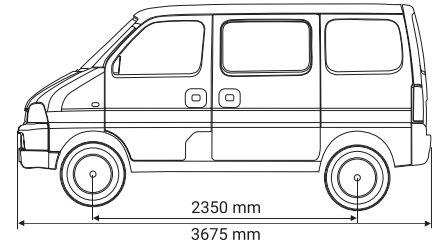
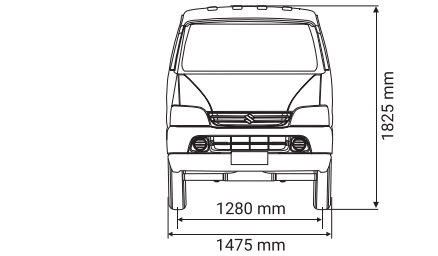
**INCREASED CARGO
SPACE BY 60L^**

EECO CARGO



TECHNICAL SPECIFICATIONS

MODEL VARIANTS		CARGO STD	CARGO AC CNG	
Dimension & Weight	Kerb Weight (Kg)	Petrol	915	
		CNG	1010	
	Gross vehicle Weight (Kg)	Petrol	1540	
		CNG	1540	
	Full Length (mm)	3675	3675	
	Full Width (mm)	1475	1475	
	Full Height (mm)	1825	1825	
	Seating Capacity	2	2	
	Tread	Front (mm)	1280	1280
		Rear (mm)	1290	1290
Wheelbase (mm)	2350	2350		
Min. Turning Radius (m)	4.5	4.5		
Engine & Transmission	Engine Type	K12N	K12N	
	Engine Displacement (cc)	1197	1197	
	Max. Output (kW/rpm)	Gasoline: 59.4/6000 CNG: 52.7/6000		
	Max. Torque(Nm/rpm)	Gasoline: 104.4/3000 CNG: 95/3000		
	Tank Capacity	Petrol (L)	32	
		CNG Cylinder (water equi)	65	
	Fuel Type	Petrol & CNG		
Transmission Type	5MT			
Brake/ Chassis	Steering	Rack & Pinion Manual		
	Brakes	Front: Disc & Rear: Drum		
	Suspension	Front: MacPherson Strut & Rear: 3 Link Rigid		
TYRES	Tyre Size	155R13C 8PR		
	Tyre Type	Tubeless		



FEATURES

	CARGO PETROL	CARGO CNG	CARGO CNG AC
COMFORT			
Air Conditioner	-	-	✓
Heater	✓	✓	✓
Reclining Front Seat	✓	✓	✓
Sliding Driver Seat	✓	✓	✓
Headrests - Front Row	Integrated	Integrated	Integrated
Two Speed Windshield Wipers	✓	✓	✓
INSTRUMENT PANEL AND CONSOLE			
Illuminated Hazard Switch	✓	✓	✓
Digital Display in Instrument Cluster	✓	✓	✓
12 V Accessory Socket	✓	✓	✓
Multi Tripmeter	✓	✓	✓
Digital Speedometer	✓	✓	✓
Dome Lamp Battery Saver Function	✓	✓	✓
INTERIOR			
Cabin Air Filter	-	-	✓
Both Side Sunvisor	✓	✓	✓
Assist Grip (Co-Driver)	✓	✓	✓
Molded Roof Lining	✓	✓	✓
Interior Color	Dual Tone	Dual Tone	Dual Tone
Seat Matching Interior Color	✓	✓	✓
Front Cabin Lamp	✓	✓	✓
Rear Cabin Lamp	✓	✓	✓
Steering Lock	✓	✓	✓
Flat Cargo Bed	✓	✓	✓
Floor Carpet (Front)	✓	✓	✓
EXTERIOR			
Wheel Covers	Centre Cap	Centre Cap	Centre Cap
Front Mud Flaps	✓	✓	✓
Outside Rear View Mirror (Left & Right)	✓	✓	✓
Covered Cargo Cabin	✓	✓	✓
Door Lock (Driver and Back Door)	✓	✓	✓
SAFETY AND SECURITY			
Immobilizer	✓	✓	✓
Headlamp Levelling	✓	✓	✓
Side Impact Beams	✓	✓	✓
Seat Belts for all Seats	✓	✓	✓
High Mount Stop Lamp	✓	✓	✓
Reverse Parking Sensor System	✓	✓	✓
Seat Belt Reminder (Dr + Co-Dr)	✓	✓	✓
Speed Limiting Device (Max Speed)	80km/h	80km/h	80km/h
Reflector Strips (Front and Rear)	✓	✓	✓
Fire Extinguisher	-	✓	✓

Available in below colours:



Solid White



Metallic Silky Silver

Dealer Stamp

Test drive a EECO Cargo today
Call 1800 102 1800

SMS EECO Cargo to 53636

MARUTI SUZUKI COMMERCIAL

MARUTI SUZUKI INDIA LIMITED
Plot No. 1, Nelson Mandela Road, Vasant Kunj, New Delhi-110 070, India.

Maruti Suzuki India Limited reserves the right to change without notice, prices, colours, equipment specifications and models and also discontinue models. Accessories and features shown in the pictures may not be part of the standard equipment, and will differ according to the variant. For variant-specific features, refer to the features list. Colours shown may vary from actual body colours due to printing on paper. Appearance of black shade on glass is due to lighting effect. For details on functioning of safety features, including air bag, kindly refer to the Owner's Manual.



**NEW
SUPER CARRY
WITH SUPERPOWER!**

**INDIA'S MOST POWERFUL
MINI TRUCK***





NEW MARUTI SUZUKI SUPER CARRY COMES WITH A SUPERPOWER

All journeys become profitable when you have the superpower to conquer every road.



SUPERPOWERFUL ENGINE WITH SUPER PERFORMANCE

The powerful mini truck features the 1.2L Advanced K-Series Dual Jet, Dual VVT engine. Packed with an impressive performance that delivers the maximum power of 59.4 kW (80.7 PS)@6000 rpm making the new Super Carry an impressive display of sheer power!

- Best in segment*, improved torque of up to 104.4 Nm @2900 rpm makes acceleration admirable
- With top speed of 80 km/h due to SLF (Speed Limiting Function) calls for safe and secure drives
- A load bearing capacity that enhances performance
- Power that claims a spectacular 34% gradeability, every incline is an easy possibility

FEATURES

With a new and powerful K12N engine, enhanced mileage and performance, increased gradeability which helps you climb steeper incline and added safety feature of the engine immobilizer, this feature packed new Super Carry has it all.



SUPER MILEAGE

5-speed transmission gives you the mileage to go nonstop and get valuable savings. Maruti Suzuki Super Carry offers an improved fuel efficiency due to 1.2L Advanced K-Series Dual Jet, Dual VVT engine which makes you carry out your business worry free.





SUPER HANDLING & STABILITY

The new Super Carry comes loaded with features which makes sure that even with heavy loads, this powerful mini truck remains stable on the road and you can maneuver through even the narrowest of streets with ease. The superior handling quality enhances the drive and makes it seem effortless even on long distance business deliveries.

SUPER INTERIOR

The new Super Carry features a 'Flat Seat design' keeping in mind the ease of the driver. These relaxed interiors come with comfort and convenience to make the longest journeys seem as smooth as the drive. Whether it is resting in-between deliveries or during huge stretch of roads, the comfortable cabin features will make you feel fresh and focused on your business goals.

- Flat Seat design for comfort & rest during intermittent breaks
- Long and sliding driver seat
- Heat-resistant seat
- Spacious cabin



| Sliding Driver Seat



| Sliding Back Window



| 3-Spoke Steering Wheel




| Assist Grip

SUPER SAFETY[^] WITH ENGINE IMMOBILIZER

With decades of Maruti Suzuki trust comes assurance. 18+ safety features add to the overall safety of the new Super Carry which has a sturdy and well-built chassis frame that ensures a safe and secure drive. The New Super Carry brings you the added feature of the engine immobilizer which ensures the vehicle can be started by only your key, giving you the security you need to concentrate on achieving business targets without a single worry.

- New Anti-Theft Mechanism (Engine Immobilizer)
- Strong chassis frame
- LSPV brake system
- Front tyre disc brakes
- Spare tyre and battery - lock provision
- Big and sturdy ORVMs



SUPER EXTERIORS

The new Super Carry has an ergonomic design made to suit the needs of business owners and convenience of the drivers. With a strong body to keep the driver safe, a tailgate opening function to make the loading and unloading easier, rope hooks for different applications, mud flaps and rear fender to beat any weather condition the powerful mini truck is packed with features inside and out.



| Tailgate Opening Function with Handle

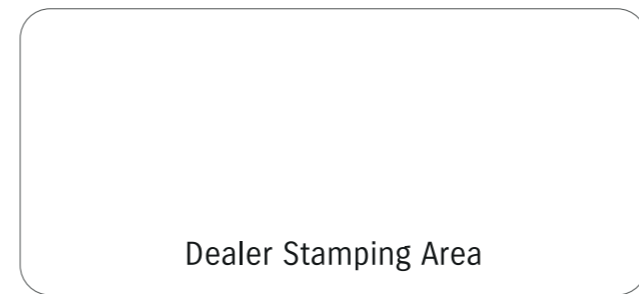
| Rope Hooks

| Rear Fender

| Mud Flap (Front)

TECHNICAL SPECIFICATION

MODEL VARIANTS	PETROL	PETROL CHASSIS* (Incompletely built vehicle)	CNG	CNG CHASSIS* (Incompletely built vehicle)	EQUIPMENT LIST	VARIANT	PETROL	PETROL CHASSIS* (Incompletely built vehicle)	CNG	CNG CHASSIS* (Incompletely built vehicle)
Specifications	Engine	Advanced K-Series Dual Jet, Dual VVT	Advanced K-Series Dual Jet, Dual VVT	Advanced K-Series Dual Jet, Dual VVT	Advanced K-Series Dual Jet, Dual VVT	Tailgate Opening Function with Handle	S		S	
	Maximum Power	59.4 kW (80.7PS) @6000 rpm	59.4 kW (80.7PS) @6000 rpm	52.7 kW (71.6PS) @6000 rpm	52.7 kW (71.6PS) @6000 rpm	Tailgate Chain	S		S	
	Maximum Torque	104.4 Nm@2900 rpm	104.4 Nm@2900 rpm	95 Nm@2800 rpm	95 Nm@2800 rpm	Front Wiper (2-Speed) with Windshield Washer	S	S	S	S
	Engine Capacity	1197 cc	1197 cc	1197 cc	1197 cc	ORVM (Driver and Co-Driver)	S	S	S	S
	Fuel Distribution	MPFI	MPFI	MPFI	MPFI	Spare Tyre	S	S	S	S
Transmission	Type	5MT	5MT	5MT	5MT	Rope Hooks	S		S	
	Gearbox	5 Forward and 1 Reverse	5 Forward and 1 Reverse	5 Forward and 1 Reverse	5 Forward and 1 Reverse	Mud Flap (Front)	S	S	S	S
	Clutch	Single Plate Dry Friction	Single Plate Dry Friction	Single Plate Dry Friction	Single Plate Dry Friction	Rear Fender	S		S	
Brake	Brake Control Valve	LSPV	LSPV	LSPV	LSPV	Front Body Graphics				S
	Front	Ventilated Disc Brake	Ventilated Disc Brake	Ventilated Disc Brake	Ventilated Disc Brake	Side Body Graphics				S
Suspension and Steering	Rear	Drum Brake	Drum Brake	Drum Brake	Drum Brake	Cabin Main Light (2-Position)	S	S	S	S
	Front	MacPherson Strut with Coil Spring	MacPherson Strut with Coil Spring	MacPherson Strut with Coil Spring	MacPherson Strut with Coil Spring	Driver Side Sun Visor	S	S	S	S
	Rear	Leaf Spring Rigid Axle	Leaf Spring Rigid Axle	Leaf Spring Rigid Axle	Leaf Spring Rigid Axle	Driver Side Pocket	S	S	S	S
Wheel and Tyre	Steering	Manual- Rack and Pinion	Manual- Rack and Pinion	Manual- Rack and Pinion	Manual- Rack and Pinion	Sliding Back Window	S	S	S	S
	Tyre	155R13 LT 8PR	155R13 LT 8PR	155R13 LT 8PR	155R13 LT 8PR	Assist Grip (Driver & Co-Driver)	S	S	S	S
Measurement	Length	3800 mm	3800 mm	3800 mm	3800 mm	Bottle Holder	S	S	S	S
	Width	1562 mm	1562 mm	1562 mm	1562 mm	Instrument Panel Upper Tray (2 Numbers)	S	S	S	S
	Height	1883 mm	1883 mm	1883 mm	1883 mm	12V Accessory Socket	S	S	S	S
	Wheel Base	2110 mm	2110 mm	2110 mm	2110 mm	Floor Carpet	S	S	S	S
	Front Track	1345 mm	1345 mm	1345 mm	1345 mm	3-Spoke Steering Wheel	S	S	S	S
	Rear Track	1330 mm	1330 mm	1330 mm	1330 mm	Sliding Driver Seat	S	S	S	S
	Length of Deck	2183 mm	NA	2183 mm	NA	Seat Belts (Retractable)	S	S	S	S
	Width of Deck	1488 mm	NA	1488 mm	NA	Locking Glove Box (With Key)	S	S	S	S
	Height of Deck	300 mm	NA	300 mm	NA	Headlamp Levelling	S	S	S	S
	Turning Radius	4.3 m	4.3 m	4.3 m	4.3 m	Steering Lock	S	S	S	S
Performance	Top Speed	80 Km/h	80 Km/h	80 Km/h	80 Km/h	Reflective Tape (Front)	S	S	S	S
	Gradeability	34%	34%	34%	34%	Reflective Tape (Rear)	S		S	
Weight	GVW	1600 Kg	1600 Kg	1600 Kg	1600 Kg	Reflector Front (White)	S	S	S	S
	Kerb	860 Kg	765 Kg	975 Kg	880 Kg	Reflector Rear (Red)	S		S	
	Payload	740 Kg	NA	625 Kg	NA	First-Aid Kit	S	S	S	S
Capacity	Seating Capacity	Driver + 1	Driver + 1	Driver + 1	Driver + 1	Warning Triangle	S	S	S	S
	Fuel Tank	30 L	30 L	CNG Cylinder (Water Equivalent) =70 L (35 L X 2) Gasoline = 5 L (For Emergency Use)	CNG Cylinder (Water Equivalent) =70 L (35 L X 2) Gasoline = 5 L (For Emergency Use)	Hazard Lamp	S	S	S	S
Safety Features						Front Disk Brake	S	S	S	S
						Brake LSPV	S	S	S	S
						Stepney Lock Provision	S	S	S	S
						Battery Lock Provision	S	S	S	S
						Fire Extinguisher			S	S
						Rear Parking Sensor System	S	S	S	S
						Seat Belt Reminder (Driver & Co-Driver)	S	S	S	S
						Engine Immobilizer	S	S	S	S



Body Colour Options



Metallic Silky Silver



Solid White



Metallic Glistening Grey



For more details contact | Toll free No: 1800 102 1800

Visit us at: <https://www.marutisuzukicommercial.com/super-carry>

Maruti Suzuki India Limited, reserves the right to change without notice, prices, colours, equipments, specifications, variants and also to discontinue models. Accessories and features shown in the pictures may not be part of standard equipment, and will differ according to the variant. For variant-specific features, refer to the equipment list. Colours shown may vary from actual body colours due to printing on paper. Images used are for illustration purposes only.

*Claim validated by JATO Dynamics on 27-Mar-2023. *For Cab Chassis variants, application body to be fabricated as per instructions in Owner's Manual. *For details on functioning of safety features, kindly refer to the Owner's Manual.

MARUTI SUZUKI INDIA LTD., Plot No. 1, Nelson Mandela Road, Vasant Kunj, New Delhi - 110070, Tel. 011-46781000.